

---

***GE Commercial Finance***  
*Aviation Services*

***B737-600***

**a v i o n i c s**

---

System	Qty.	Manufacturer	Model
ADF System	1	Honeywell	066-500014-0101
ATC Txpndr.	2	Honeywell	066-01127-1602
Auto Throttle	1	Smiths Industries	10-62017
Flight Control System	2	Honeywell	10-62038
DME	2	Honeywell	066-500013-0101
FMC (4 mcu)	1	Smiths Industries	10-62225-004
DFDAU	1	Teledyne Controls	2233000-815-1
Flight Data Recorder	1	Honeywell	980-4700-042
EGPWS	1	Honeywell	965-1690-050
HF Txcvr.	1	Rockwell Collins	822-0990-002
SelCal Decoder	1	Avtech	NA138-714C
TCAS	1	Honeywell	066-50000-2221
VHF Txcvr.	2	Honeywell	064-50000-0110
VOR/Marker Beacon Rcvr	2	Honeywell	066-50012-0101
Voice Recorder	1	Honeywell	980-6022-001
Weather Radar Txcvr	1	Honeywell	066-50008-0406
ILS/GPS MMR	2	Honeywell	066-50029-1201

**a d d i t i o n a l   p r o v i s i o n s**

---

- |  |   |
|--|---|
| <ul style="list-style-type: none"> <li>• 2nd HF</li> <li>• 3rd VHF</li> <li>• ACARS</li> </ul> | <ul style="list-style-type: none"> <li>• Structural/electrical for optional underbin G2 galley</li> <li>• Moveable class divider</li> <li>• Airstairs</li> <li>• Fixed ELT</li> </ul> |
|--|---|

**o t h e r   f e a t u r e s**

---

*Wheels and Brakes : Honeywell*

*APU: Honeywell S351A401-201*

*Karon, self-lubricated bearings in flaps, slats and spoilers*

*2nd observer's station in flight deck*

*The part numbers and details are appropriate for new delivery 737-600 only.*

**c u s t o m e r   s u p p o r t**

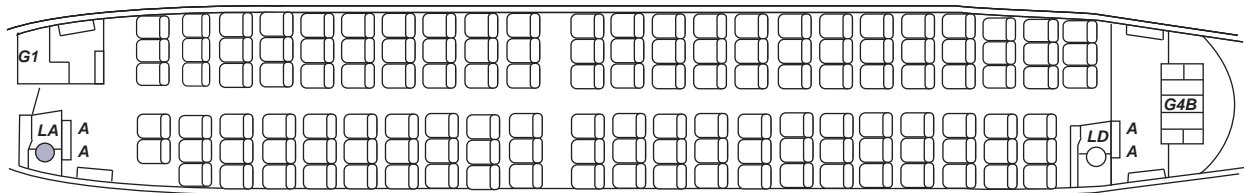
---

*Comprehensive manufacturer customer support is available for new operators of the type. Full details are available on request.*

## a i r c r a f t   s p e c i f i c a t i o n s

<i>Aircraft Type</i>	<i>B737-66N</i>
<i>Engine Type</i>	<i>CFM56-7, 22,000 lb thrust</i>
<i>Noise Compliance</i>	<i>Stage III</i>
<i>Approach Category</i>	<i>CAT IIIA</i>
<i>Flight Deck Display</i>	<i>PFD/ND</i>
<i>Interior Configuration</i>	<i>134Y; Galleys: G1, G4B Driessen; Lavatories: 2 in LA, LD positions</i>
<i>ETOPS</i>	<i>Capable of 180 minutes</i>

## i n t e r i o r   l a y o u t



**134 economy class passengers**

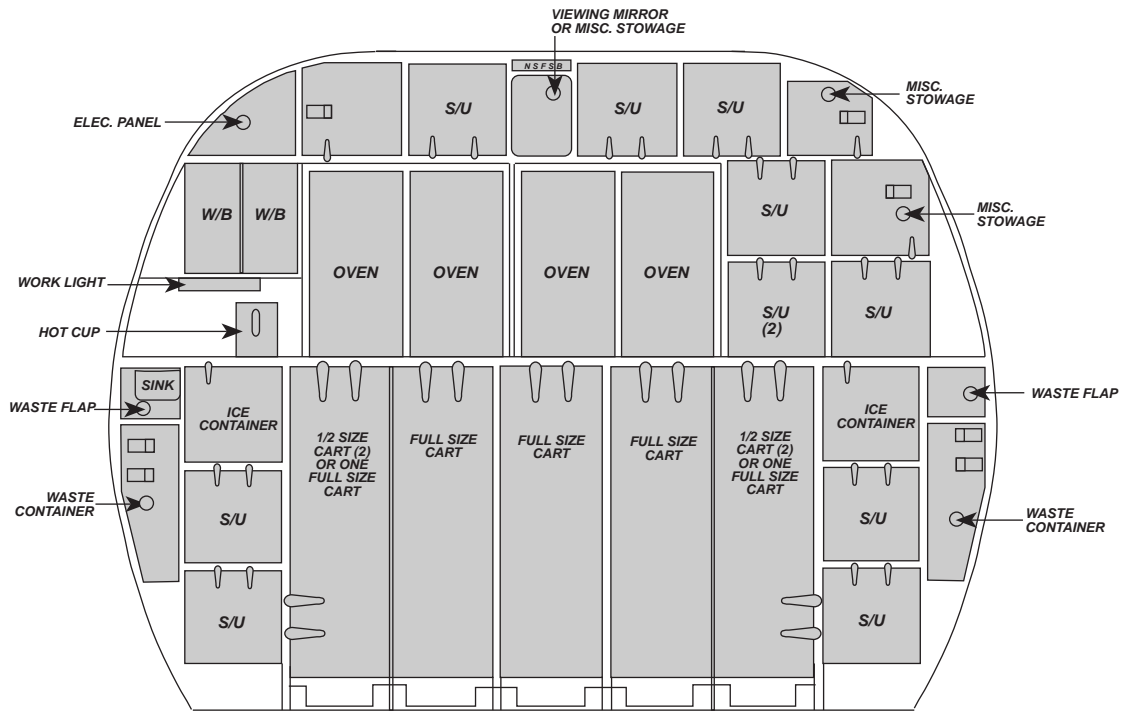
**Weber passenger seats**

## o p e r a t i n g   w e i g h t s   &   f u e l   c a p a c i t y

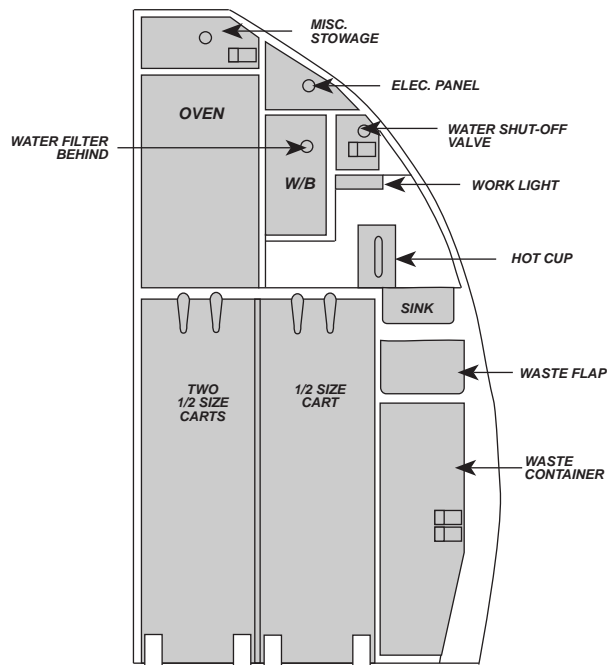
<i>Maximum Gross Taxi Weight *</i>	<i>124,500 lb</i>	<i>56,472 kg</i>
<i>Maximum Gross Take-off Weight</i>	<i>124,000 lb</i>	<i>56,246 kg</i>
<i>Maximum Landing Weight</i>	<i>120,500 lb</i>	<i>54,658 kg</i>
<i>Maximum Zero Fuel Weight</i>	<i>113,500 lb</i>	<i>51,483 kg</i>
<i>Operational Empty Weight **</i>	<i>82,773 lb</i>	<i>37,545 kg</i>
<i>Fuel Capacity</i>	<i>6,875 US Gal</i>	

\* Weights are upgradable to Max structural at Customers Option  
In 134 Seat All Tourist Configuration (estimated)

galleys



**G4B GALLEY MANUFACTURED BY DRIESSEN**



**G1 GALLEY MANUFACTURED BY DREISSEN**

*The Water Boiler(s) can be replaced by optional Beverage Maker(s) or Coffee Maker(s).*